

Plug connectors SR6 and SR11

For safety switches series NZ and TZ

- ▶ Plugs and sockets
- ▶ Crimp contacts
- ▶ 90° angled optional
- ▶ Cable optional
- ▶ Coding shells

Angled plug connector

On plug connectors without cables the direction of the cable exit can be adjusted.

Male socket

For fitting in safety switches.

Coding shells

Two coding shells and screws. If used only matching connectors can be mated.

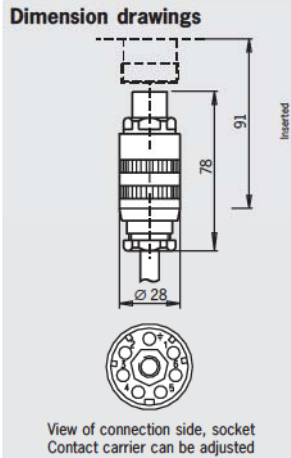
Cable (optional)

Cable sleeve PUR, color gray, wire cross-section 1.0 mm².

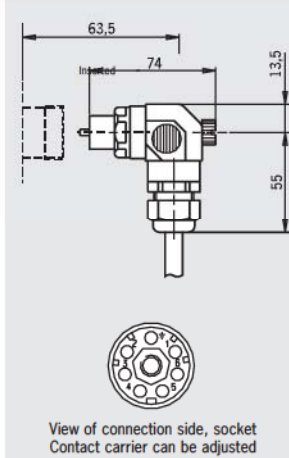
Pin assignment for plug with cable

SR6		SR11	
Pin	Wire	Pin	Wire
1	1	1	1
2	2	2	2
3	3	3	3
4	4	4	4
5	5	5	5
6	6	6	6
y	7	7	7
		8	8
		9	9
		10	10
		11	11
		⊕	12

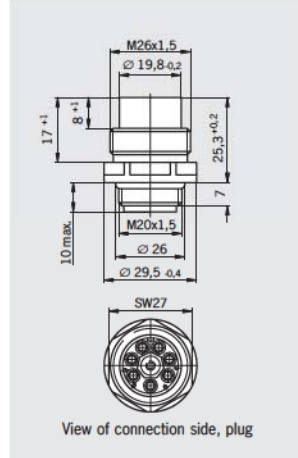
Female plug SR6 EF 6-pin + PE



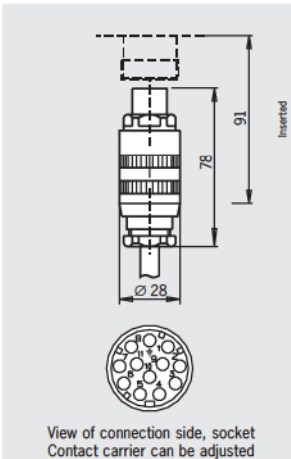
Female plug SR6 WF angled 6-pin + PE



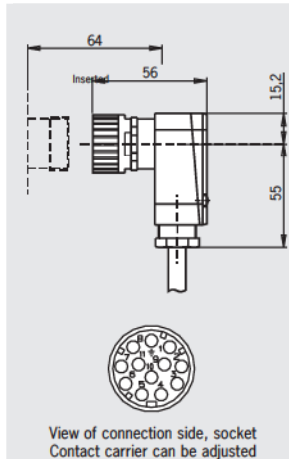
Male socket SR6 AM 6-pin + PE



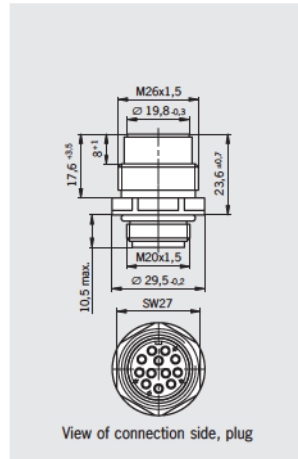
Female plug SR11 EF 11-pin + PE



Female plug SR11 WF angled 11-pin + PE



Male socket SR11 AM 11-pin + PE



Ordering table

Designation	Version	Cable					
		None	5 m	10 m	15 m	20 m	25 m
SR6 ¹⁾ 6-pin + PE	EF Female plug	013 176 SR6EF	077 632 SR6EF-5000	077 633 SR6EF-10000	077 634 SR6EF-15000	098 128 SR6EF-20000	-
	WF Female plug angled	024 999 SR6WF	077 638 SR6WF-5000	077 639 SR6WF-10000	077 640 SR6WF-15000	-	-
	K Coding shells	013 178 SR6K	-	-	-	-	-
	AM Male socket, connection M20 x 1.5	087 180 SR6AM2-M20	-	-	-	-	-
SR11 ¹⁾ 11-pin + PE	EF Female plug	070 859 SR11EF	077 629 SR11EF-5000	077 630 SR11EF-10000	077 631 SR11EF-15000	096 632 SR11EF-20000	094 749 SR11EF-25000
	WF Female plug angled	054 773 SR11WF	077 635 SR11WF-5000	077 636 SR11WF-10000	077 637 SR11WF-15000	-	-
	AM Male socket, connection M20 x 1.5	091 296 SR11AM2-M20	-	-	-	-	-
SR6 and SR11	Socket crimp contact Wire cross-section 0.5 - 1.5 mm	071 260 SRF	-	-	-	-	-
	Pin crimp contacts Wire cross-section 0.5 - 1.5 mm	071 261 SRM	-	-	-	-	-

For information on crimp contacts see page 133.
1) Crimp contacts are included.